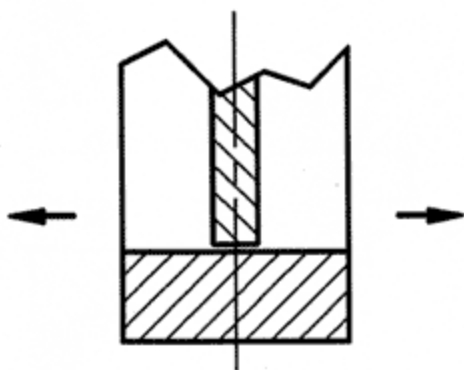
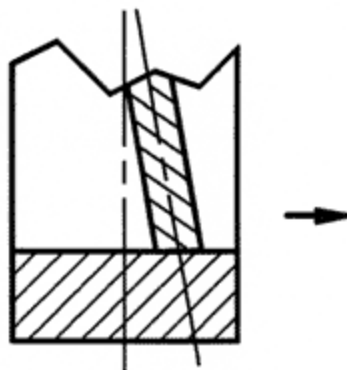


Seat Options



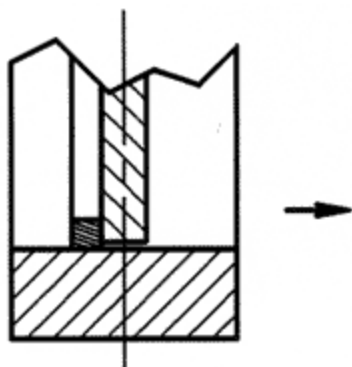
Swing Thru

Suitable for most applications, this type is furnished as standard. Good for clean or dirty service, any temperature range. Clearance depends upon temperature. (Available in all sizes.)



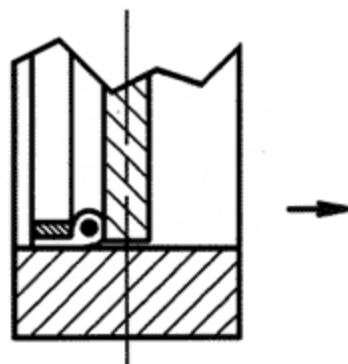
Angle

Clockwise to close is standard. Suitable for minimum leakage where service conditions are clean, and temperature is under 500°F, (Available up to 30 inch sizes.)



Metal Step

Clockwise to close is standard. Suitable for minimum leakage requirements above 500°F, provided service conditions are clean. (Available in all sizes.)



Tadpole Step

Clockwise to close is standard. Suitable for minimum leakage requirements up to 1200°F, depending on various materials available, and provided service conditions are clean. Slightly better shut-off than metal step seat. (Available in sizes starting at 6" and up.)